



Health Equity in Local Land-use Planning

Dr. Catherine Brinkley



Governor's Office of
Planning and Research

Mission: Update your plan

Guidelines for incorporating EJ from the Governor's Office of Planning and Research (Governor's OPR, 2020)

- 1) “reduce the unique or compounded health risks in disadvantaged communities by means that include, but are not limited to, the reduction of pollution exposure, including the improvement of air quality, and the promotion of public facilities, food access, safe and sanitary homes, and physical activity,”
- 2) “promote civil engagement in the public decision-making process,” and
- 3) “prioritize improvements and programs that address the needs of disadvantaged communities.”

Authority for and Scope of General Plans, Cal. Gov. Code, § 65302(h), 1965

Homework

1) Look up how other communities have addressed health equity

Cost? Timeline? Responsible party? Metrics to benchmark progress?

2) Discuss and propose General Plan and municipal code updates with your community

3) Adopt and implement

GENERAL PLANS ARE REQUIRED TO SET FUTURE DEVELOPMENT GOALS AND POLICIES. USE THIS PORTAL TO ACCESS, QUERY, COMPARE, AND SPATIALLY VISUALIZE GENERAL PLANS ACROSS CALIFORNIA'S CITIES AND COUNTIES.

ENTER **KEYWORDS** FOR SEARCH

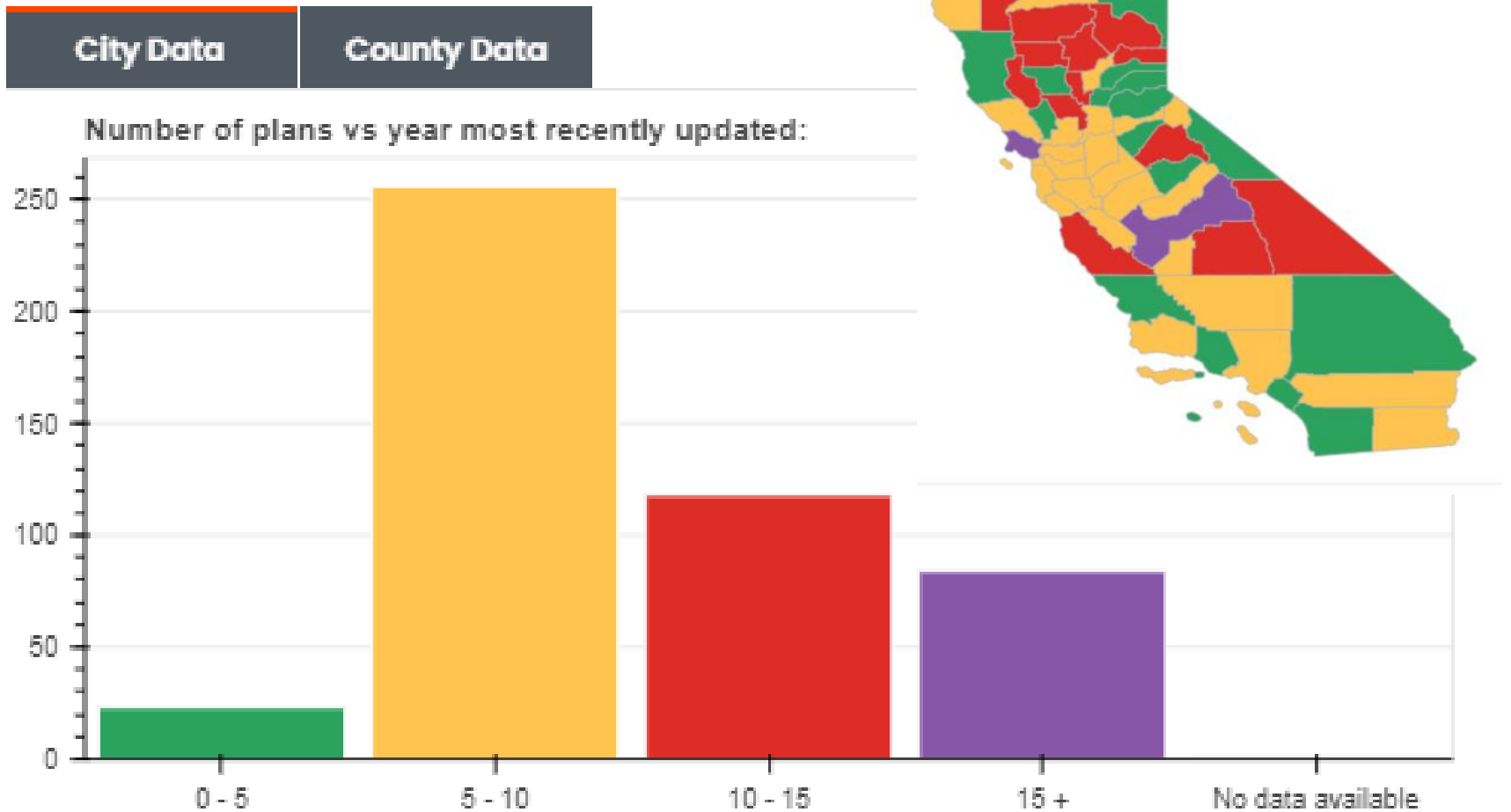
Environmental Justice

Submit



plansearch.caes.ucdavis.edu

Required Plan Updates: 3-5 years



Required elements



Land Use



Circulation



Housing



Open Space



Conservation



Noise



Safety

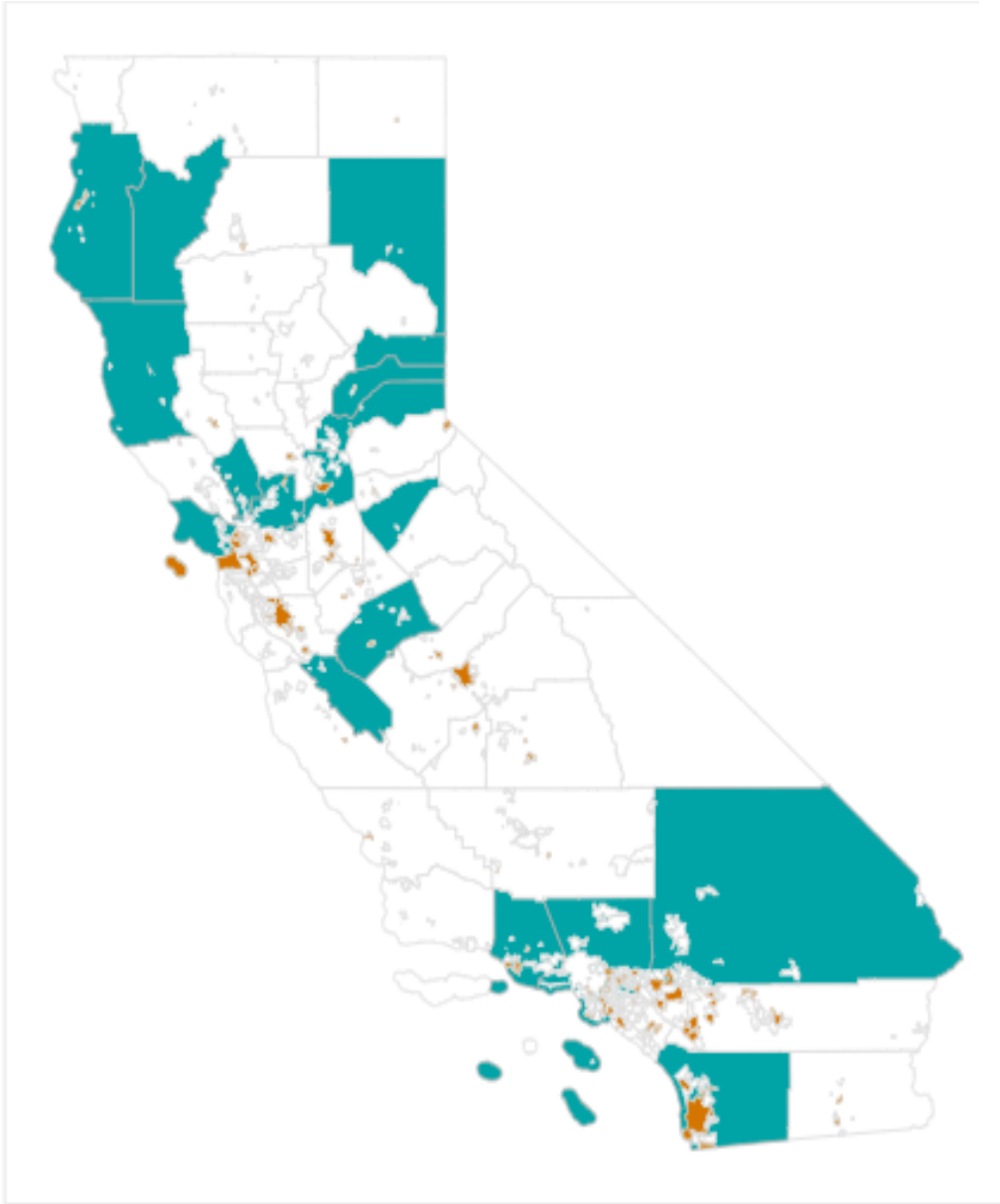


Air Quality



New!
Environmental
Justice





93 out of **482** cities
mention
'**environmental
justice**'

19 out of **58**
counties mention
'**environmental
justice**'

Borrow from the Best!



Users can sort the table according to any column by clicking on the column heading.

Cities		Counties				
Name	Year	Population	County	Count	Highlighted PDF file	Plain Text file
Inglewood	2020	109,673	Los Angeles	111	View PDF	View Text
Menifee	2022	77,519	Riverside	73	View PDF	View Text
Lindsay	2019	11,768	Tulare	57	View PDF	View Text
National City	2011	58,582	San Diego	56	View PDF	View Text
Morro Bay	2021	10,234	San Luis Obispo	49	View PDF	View Text

General Plan Land Use Districts	14
Land Use Designations	17
Community Character	21
Community Design	21
Community Form	21
Community Identity and Urban Fabric	22
Focus Areas	25
Goals and Policies	29

MOBILITY	33
Private Vehicular Circulation	34
Alternative Transportation	38
Connectivity	42
Goals and Policies	43

QUALITY OF LIFE	47
Alhambra's Economics	48
Parks, Recreation, and Open Space	51
Culture	53
Education	54
Environmental Justice/Equity	56
Goals and Policies	60



Environmental Justice



628

Unique EJ
policies



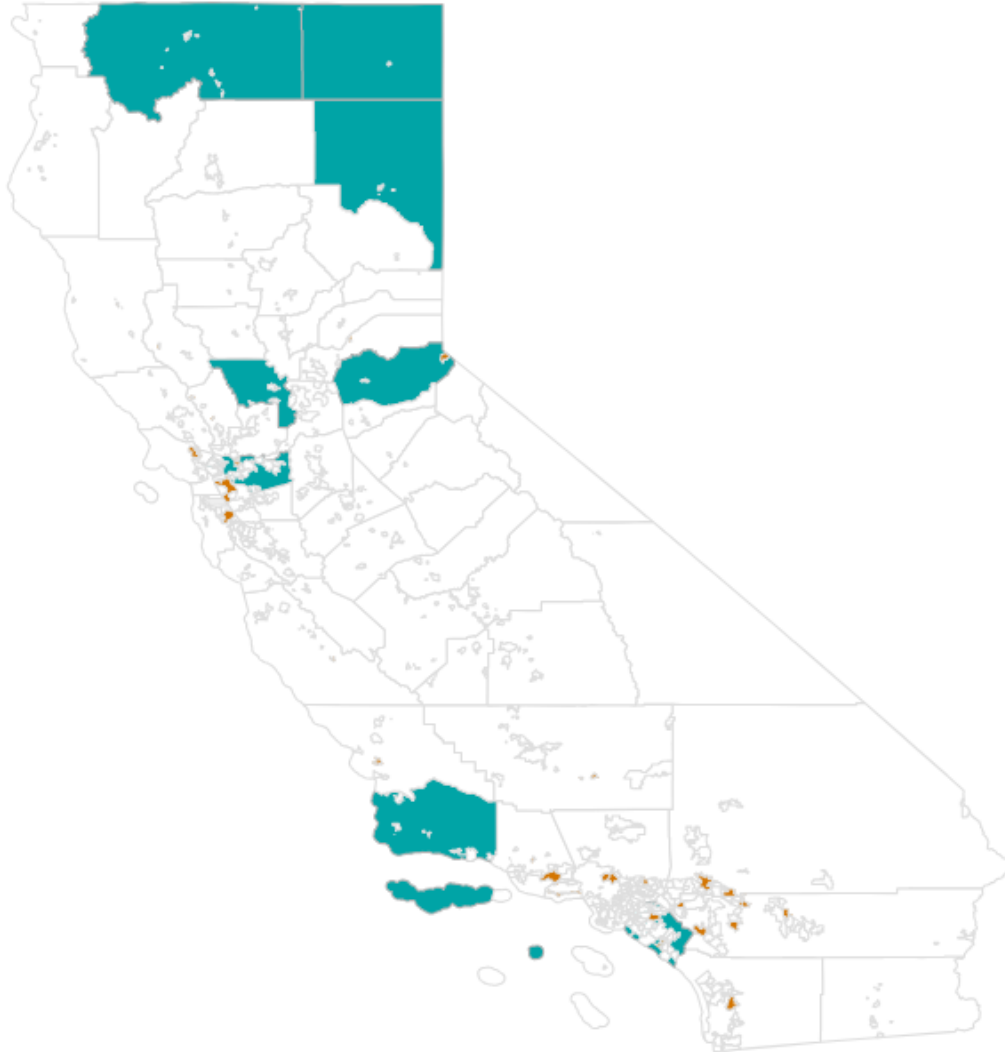
In all CA required
general plan
elements



Greater focus on
vulnerable places
relative to population
groups in number of
EJ-related policies

Brinkley, C., & Wagner, J. (2022). Who Is Planning for Environmental Justice—and How?. *Journal of the American Planning Association*

PlanSearch.caes.ucdavis.edu



37 out of **482** cities
mention 'mountain
lion'

8 out of **58** counties
mention 'mountain
lion'

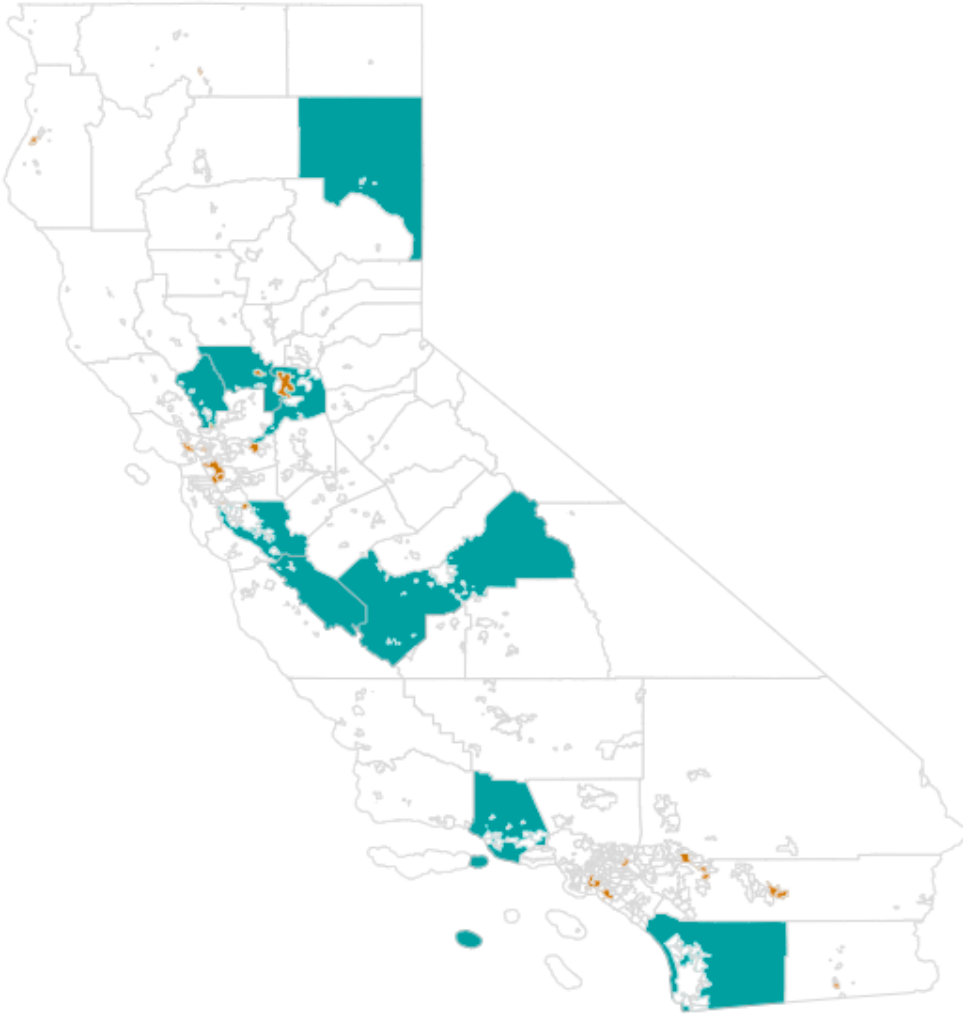
PlanSearch.caes.ucdavis.edu



367 out of **482** cities
mention **'golf'**

54 out of **58**
counties mention
'golf'

PlanSearch.caes.ucdavis.edu



20 out of **482** cities
mention **'health
equity'**

9 out of **58** counties
mention **'health
equity'**

Goals and Policies

Healthy Neighborhoods

Promote community health programs, services, and design that improve health outcomes by expanding and leveraging resources and capacity. **Health Equity** can increase access to medical care and social and economic opportunities.

Goal HE-1: Health Equity. A City that supports health equity for all residents by promoting access to affordable, quality health care, mental health care, and social services.

HE-1 Policies

HE-1.1 Health equity. Encourage programs and practices that aim to reduce health inequities. Partner with public and private health partners to work towards ensuring a healthy and sustainable lifestyle for all Indio residents and workers.

HE-1.2 Health in all policies approach. Integrate a Health in All Policies approach to governance that aligns with County initiatives, policies, and strategies.

HE-1.3 Partnerships for health. Support partnerships with local health service providers, the County Public Health Department, schools, and other community-based organizations to promote health, wellness, and preventative care.

HE-1.4 City actions and programs. Implement the HEAL Campaign by promoting and addressing the health and wellness of the public through the City's actions, policies, programs and publications.

HE-1.5 Educational materials about health. Provide information about existing health care facilities through City-sponsored events, publications and activities.

HE-1.6 Flexible spaces. Promote the flexible use of community centers, libraries, and schools to provide important health services to Indio residents. Consider novel health care alternatives, like pop-up vaccinations or pop-up health screening.

Goal HE-2: Healthy Neighborhood Design. Neighborhoods designed to encourage a healthy lifestyle for people of all ages, income levels, and cultural backgrounds.

HE-2 Policies

HE-2.1 Neighborhood design. Design neighborhoods to promote pedestrian and bicycle activity as alternatives to driving. This policy is implemented through the Land Use and Community Design Element.

HE-2.2 Complete streets. Prioritize transportation system improvements that encourage activity by all



Thank you!

Catherine Brinkley: ckbrinkley@ucdavis.edu

PlanSearch won the 2023 California American Planning Association Award for Academic Excellence